

2023 annual report to the Community

Gulfview Heights Primary School

Gulfview Heights Primary School number: 1201

Partnership: Salisbury



School principal:

Chrisostomo Zuni

Signature

Date of endorsement:

10/05/2024



Government
of South Australia
Department for Education

Context Statement

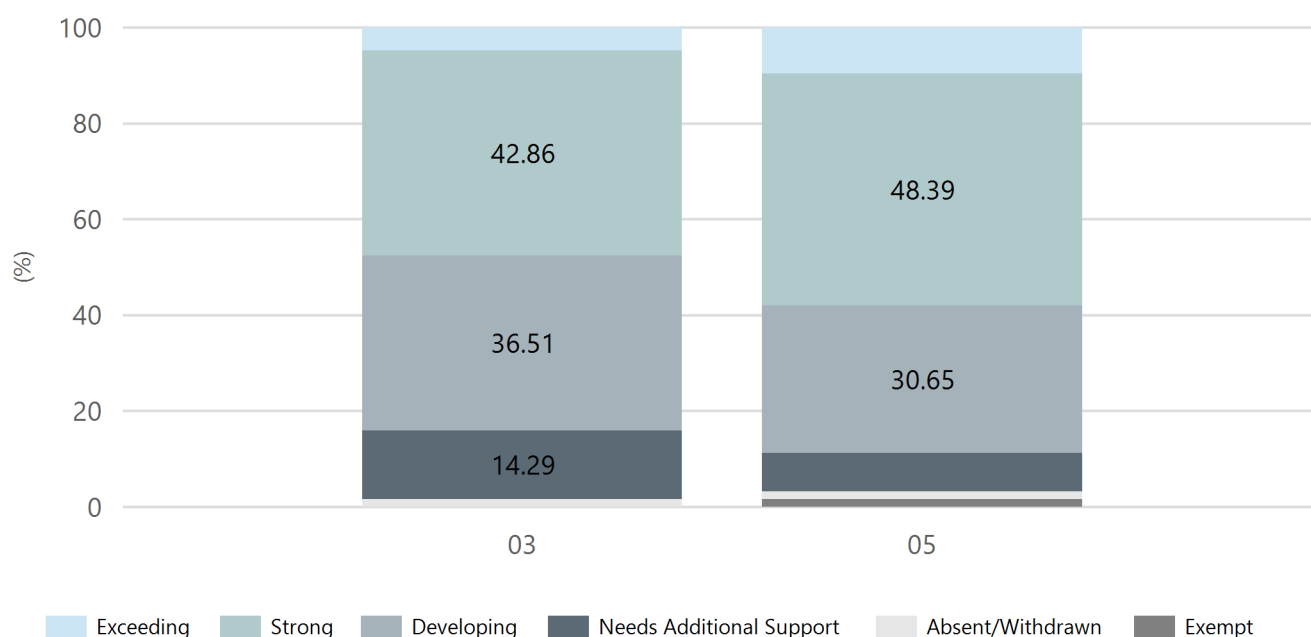
Gulfview Heights Primary School caters for students from R-6. At the time of this report, the enrolment in 2023 is 386. Gulfview Heights Primary School is classified as Category 5 on the Department for Education Index of Educational Disadvantage. At the time of this report, the school population includes 5% Aboriginal students, 4% students with disabilities, 9% students with English as an additional language or dialect (EALD) funded background, 2% children/young people in care. Further information about the school is available on the school's website (including its context statement), as well as the My School website.

Performance Summary

NAPLAN Proficiency

In 2023, the Australian Curriculum, Assessment and Reporting Authority (ACARA) - a Commonwealth Independent statutory authority - announced changes to NAPLAN performance reporting. This new way of reporting by ACARA that NAPLAN results from 2023 will not be comparable to previous years. The new approach replaces the previous numerical NAPLAN bands and the national minimum standard.

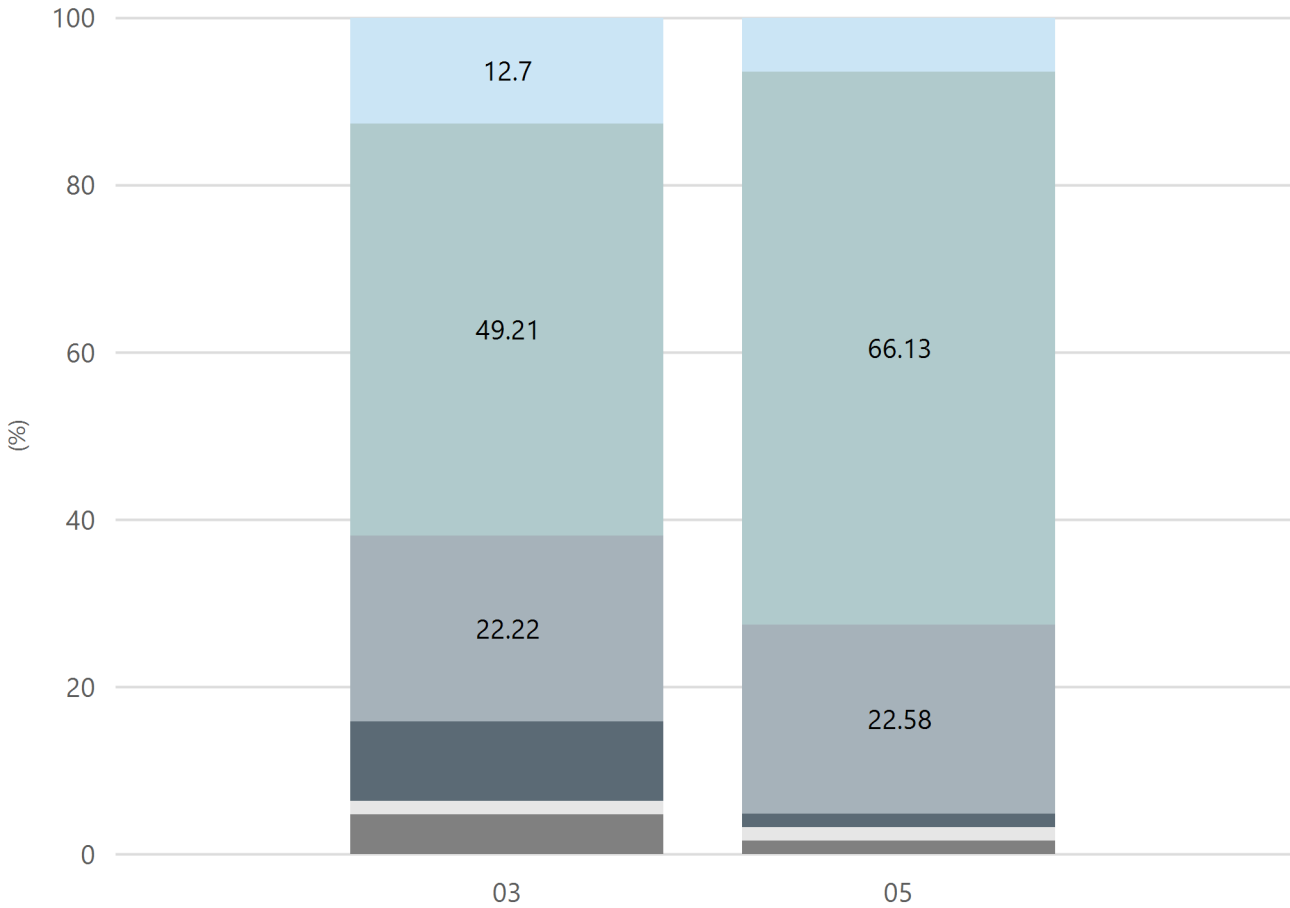
Numeracy



Year Level	03	05
Exceeding	3	6
Strong	27	30
Developing	23	19
Needs Additional Support	9	5
Absent/Withdrawn	1	1
Exempt		1
Total	63	62

Data Source: Department for Education Assessment Data Holdings, 2023. When there are less than six students in a cohort, no data is supplied.

Reading

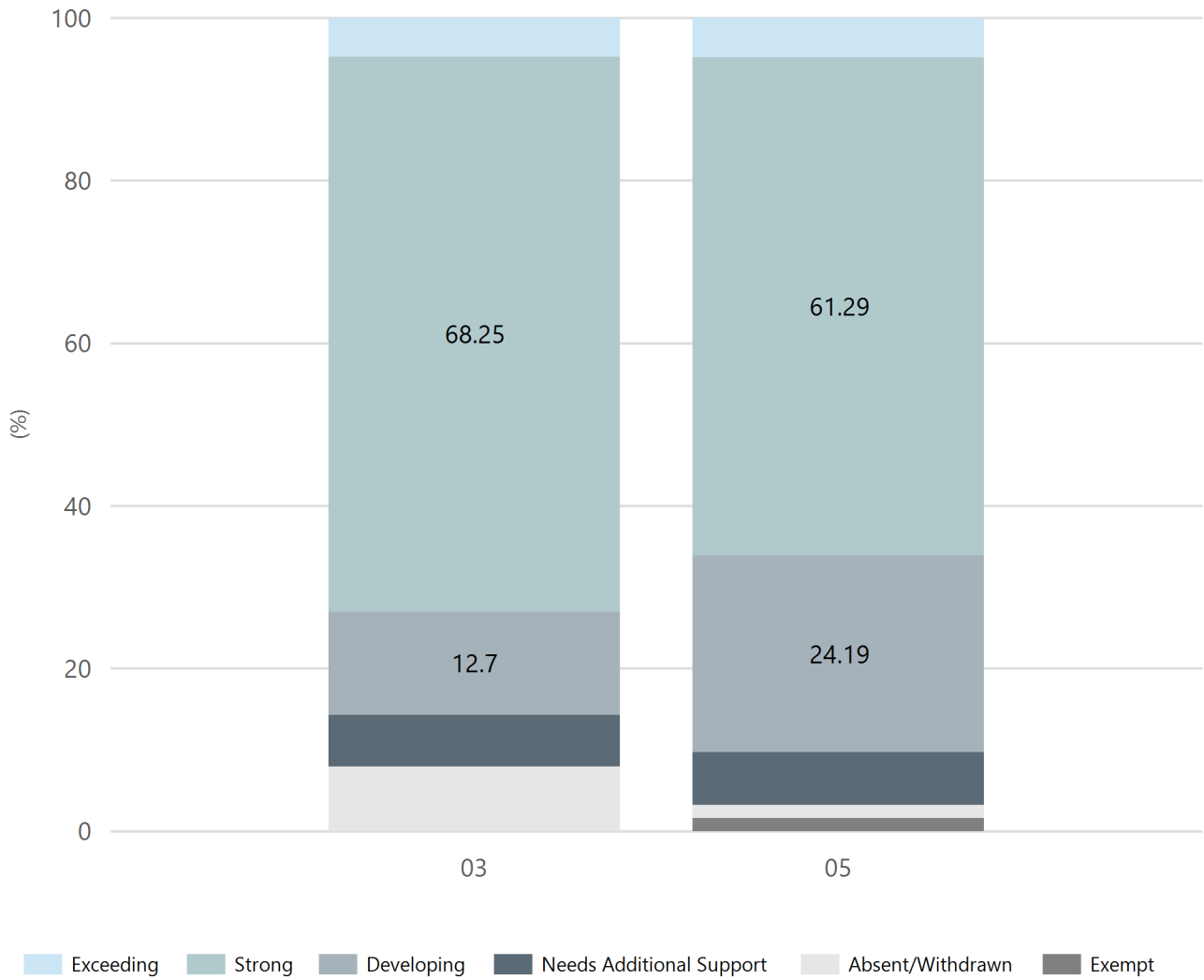


Exceeding Strong Developing Needs Additional Support Absent/Withdrawn Exempt

Year Level	03	05
Exceeding	8	4
Strong	31	41
Developing	14	14
Needs Additional Support	6	1
Absent/Withdrawn	1	1
Exempt	3	1
Total	63	62

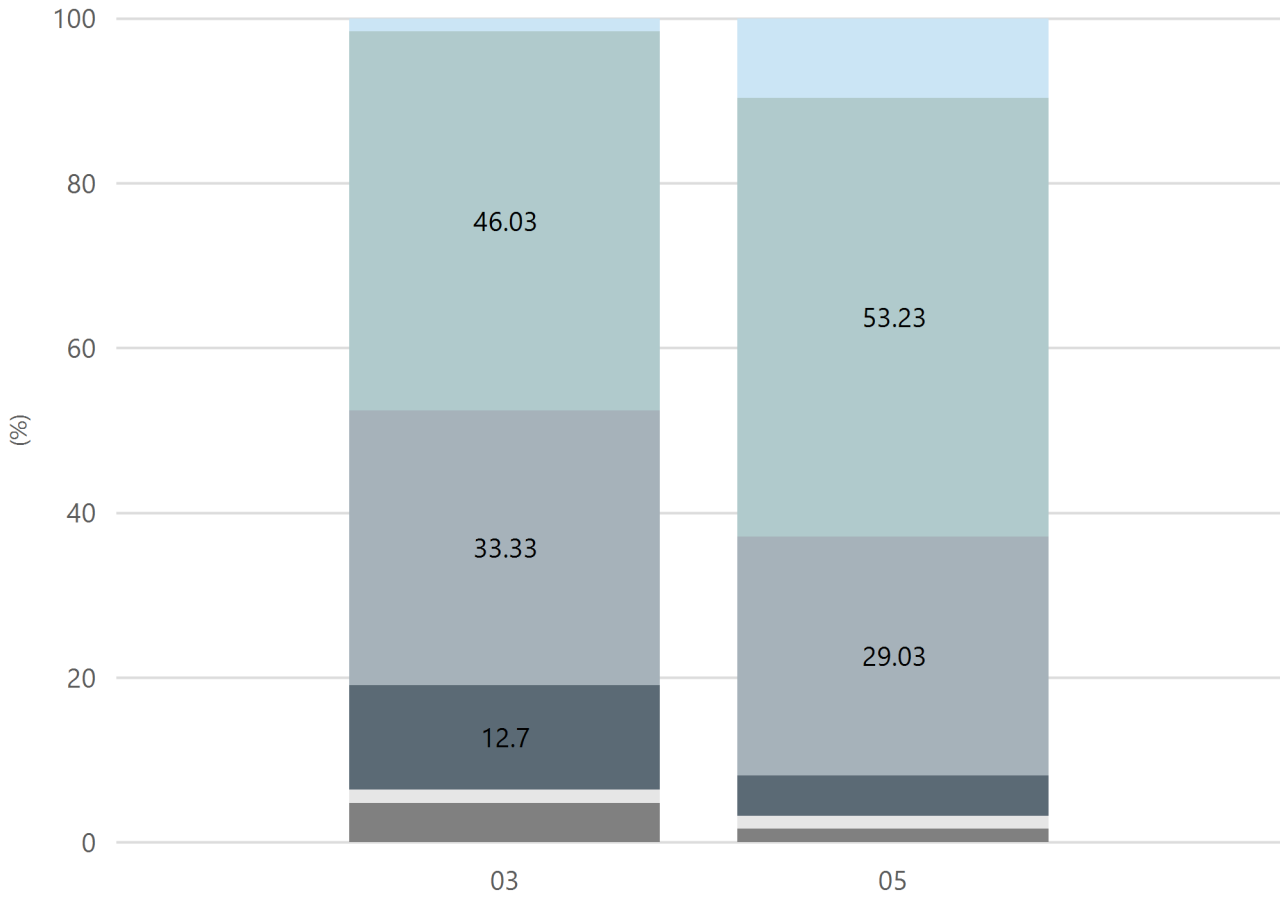
Data Source: Department for Education Assessment Data Holdings, 2023. When there are less than six students in a cohort, no data is supplied.

Writing



Data Source: Department for Education Assessment Data Holdings, 2023. When there are less than six students in a cohort, no data is supplied.

Grammar

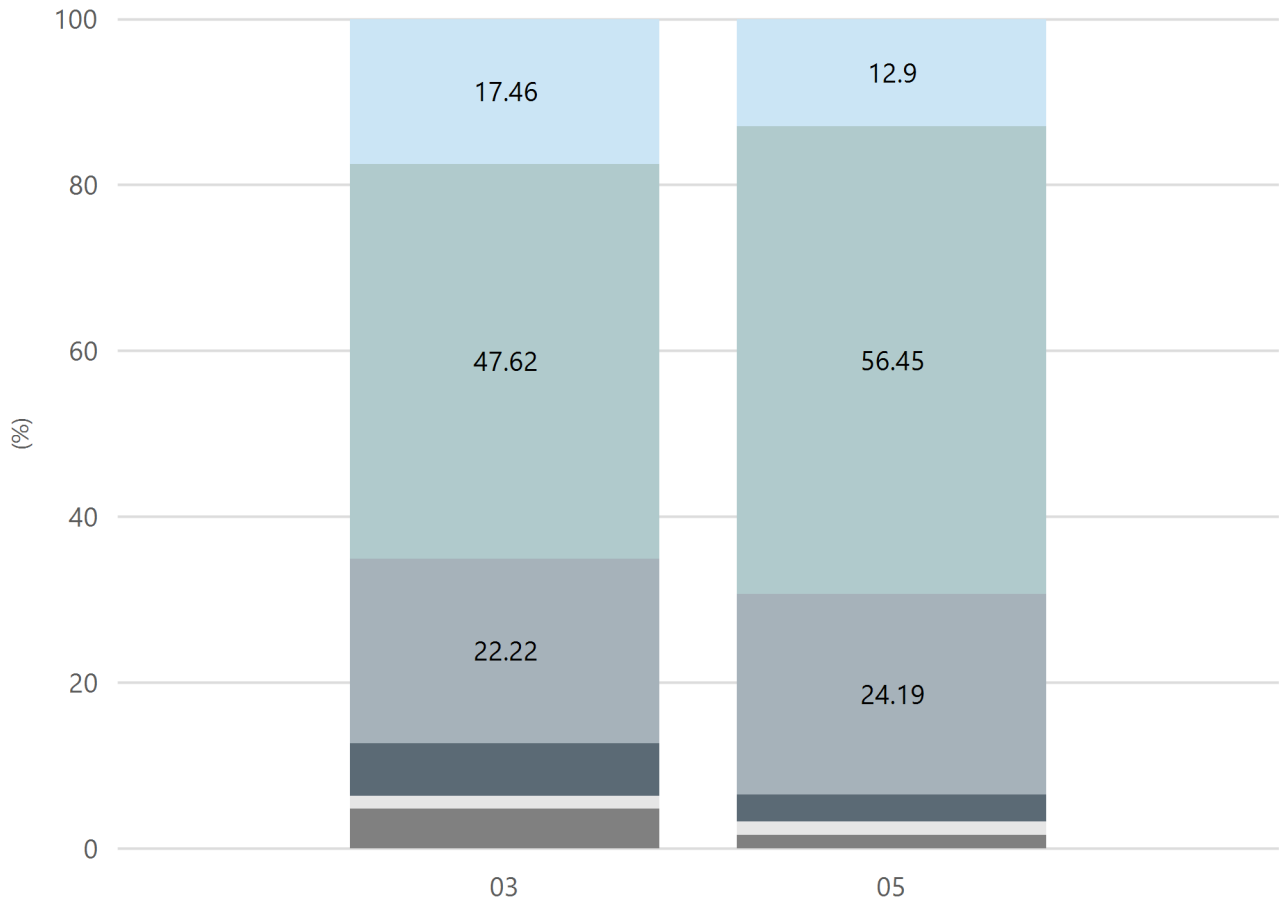


■ Exceeding
 ■ Strong
 ■ Developing
 ■ Needs Additional Support
 ■ Absent/Withdrawn
 ■ Exempt

Year Level	03	05
Exceeding	1	6
Strong	29	33
Developing	21	18
Needs Additional Support	8	3
Absent/Withdrawn	1	1
Exempt	3	1
Total	63	62

Data Source: Department for Education Assessment Data Holdings, 2023. When there are less than six students in a cohort, no data is supplied.

Spelling



Exceeding Strong Developing Needs Additional Support Absent/Withdrawn Exempt

Year Level	03	05
Exceeding	11	8
Strong	30	35
Developing	14	15
Needs Additional Support	4	2
Absent/Withdrawn	1	1
Exempt	3	1
Total	63	62

Data Source: Department for Education Assessment Data Holdings, 2023. When there are less than six students in a cohort, no data is supplied.

School Attendance

Year Level	2021	2022	2023
Reception	92.9%	90.1%	90.5%
Year 01	94.0%	86.9%	93.3%
Year 02	94.6%	88.1%	92.7%
Year 03	92.0%	88.3%	91.1%
Year 04	93.1%	87.6%	91.0%
Year 05	92.7%	90.6%	88.7%
Year 06	90.9%	85.5%	92.0%
Year 07	90.3%		
Total	92.6%	88.2%	91.3%

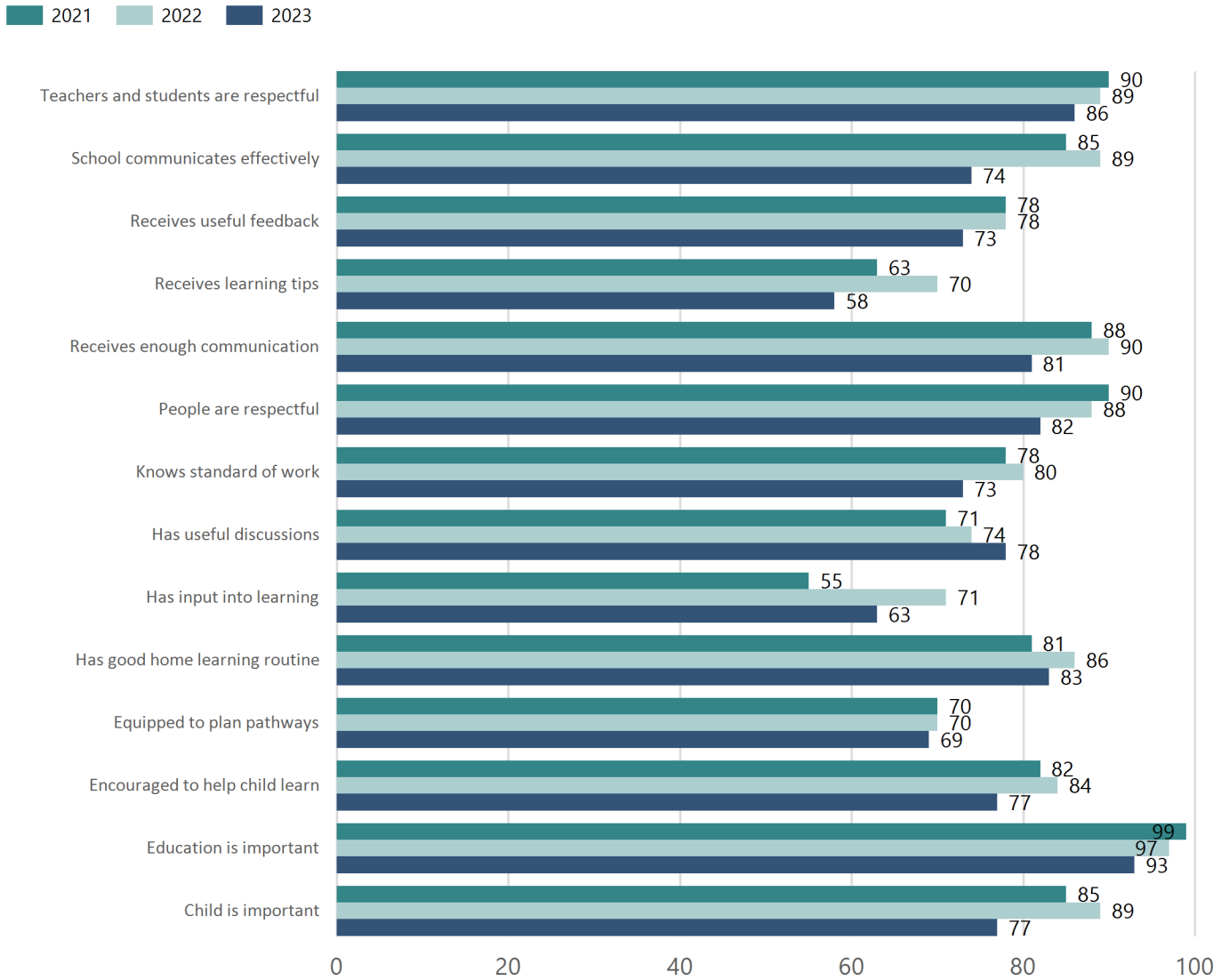
Data Source: Department for Education Attendance Data, Semester 1 Report 2023. A blank cell indicates there were no students enrolled. 'Primary Other' includes students enrolled in specialised education options. 'Secondary Other' includes students who have already spent a year at Year 12 and elected to undertake further study at Year 12.

Attendance Comment

In South Australia, all children and young people must be in school from 6 years to 16 years old. They must attend a government or non-government school full time. From age 16 to 17 however, young people must attend school or an approved learning program (such as an apprenticeship, traineeship, accredited course or university). Schools and parents must encourage and support students to come to school every day. Parents and caregivers must make sure their child is enrolled in a school, and attends school all day and everyday it is open, unless a child is sick or has an approved exemption. Teachers and leaders actively follow up when a student misses school, including recording all absences and non-attendance. All schools in South Australia have local attendance procedures governed under the Education and Children's Services Regulations 2020.

Parent Opinion Survey Results

Proportion of agree/strongly agree response(%)



Data Source: 2023 Department for Education Parent Opinions Survey, Term 3 2023.

Intended Destination

Leave Reason	Number	%
NG - ATTENDING NON-GOV SCHOOL IN SA	1	13.0%
TG - TRANSFERRED TO SA GOVERNMENT SCHOOL	7	88.0%

Data Source: Department for Education Destination Data Report, 2023. Data extract term 3 2023. Data shows recorded destinations for students that left the school in the previous year. Data is uploaded by schools in term 3 and may not reflect final or total figures at time of report creation.

Highest Qualifications held by the teaching workforce and workforce composition

All teachers at this school are qualified and registered with the SA Teachers Registration Board.

Qualification Level	Number of Qualifications
Bachelor's degrees or Diplomas	23
Postgraduate Qualifications	5

Data Source: Data extracted from Mandatory Workforce Information Collections as on the last pay date of June 2023. As self-reported by staff in the system.

Please note: Data includes staff who are Actively employed and on extended paid leave. Please note only the highest qualification of the Teaching staff is reported. Excludes any number of other certifications earned.

Workforce composition including indigenous staff

	Teaching Staff		Non-Teaching Staff	
	Indigenous	Non-Indigenous	Indigenous	Non-Indigenous
Full-Time Equivalent	0.0	24.7	0.0	11.3
Persons	0.0	28.0	0.0	17.0

Data Source: Data extracted from Mandatory Workforce Information Collection as on the last pay date of June 2023.

Please note: Data includes staff who are actively employed and on extended paid leave. "Indigenous category" is self-reported by staff in the system.

Financial Statement

Funding Source	Amount
Grants: State	
Grants: Commonwealth	
Parent Contributions	
Fund Raising	
Other	

Data Source: School supplied data.